



inag
I T A L I A

MOVING
SOLUTION

RENTAL

NOLEGGIO | VERMIETUNG

MC 250S



Elektrica - agile
Electric - agile
Elektrisch - agil



Massima capacità
Max capacity
Maximale Kapazität
25.000 Kg



Dimensioni mm
Dimensions mm
Maße mm
4770x2150x2200



96V 1125Ah - 8 ore di autonomia
96V 1125 Ah - 8 hours of autonomy
96V 1125 Ah - 8 Stunden Autonomie



Angolo di inclinazione +60°/-7°
Angle of inclination +60°/-7°
Neigungswinkel +60°/-7°



Motore elettrico impianto idraulico
1x23 kM - 96 V AC
Hydraulic system electric motor
1x23 kM - 96 V AC
Elektromotor des Hydrauliksystems
1x23 kM - 96 V AC



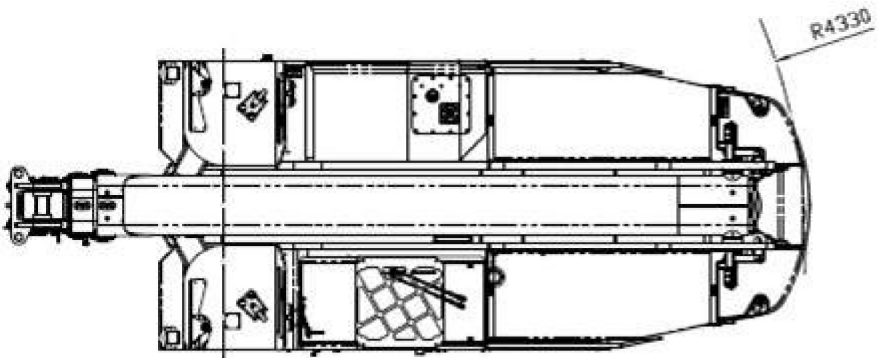
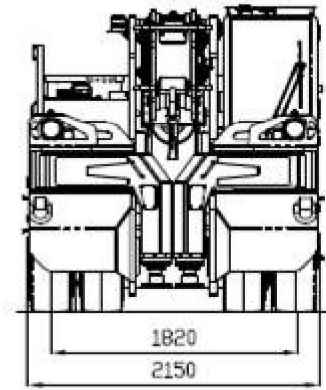
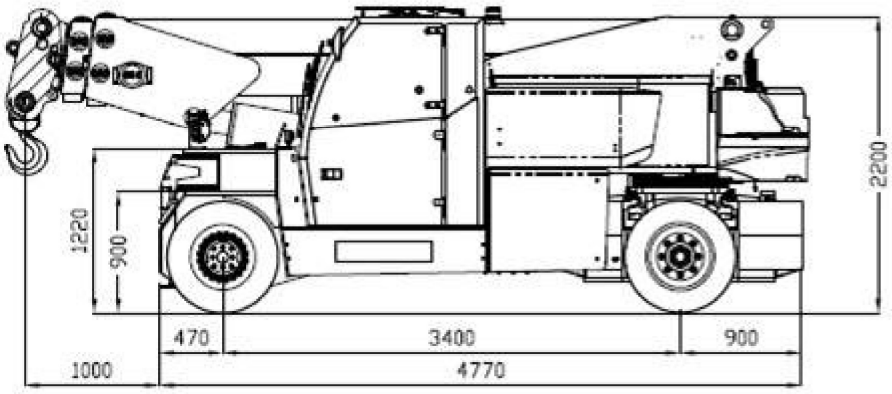
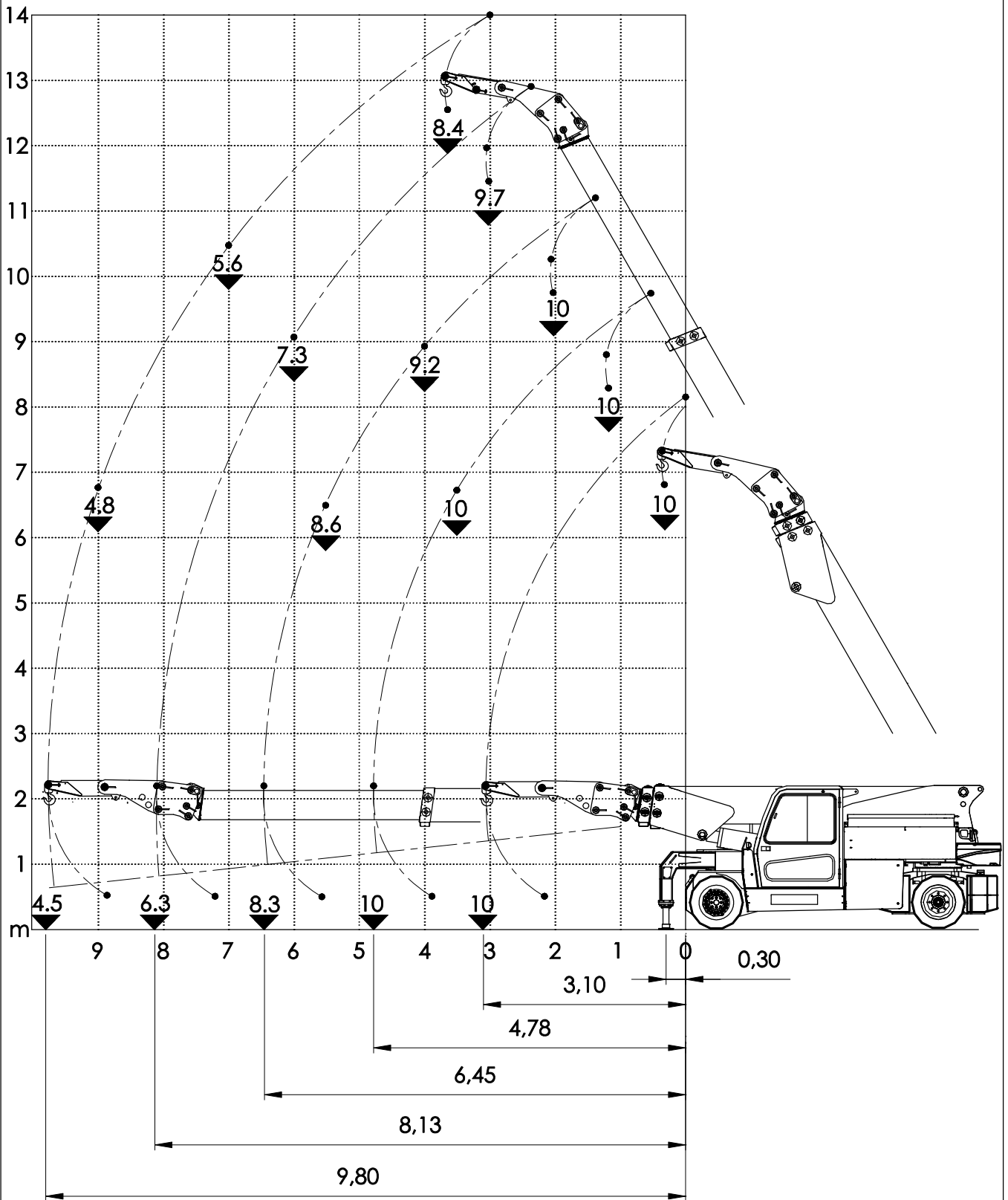


DIAGRAMMA DELLE PORTATE (t)
 CAPACITY DIAGRAM (t)
 TRAGLASTDIAGRAMM (t)
 LASTENDIAGRAM (t)
 TABLEAU DES CHARGES (t)
 DIAGRAMA DE LAS CARGAS (t)

JMG



MC 250

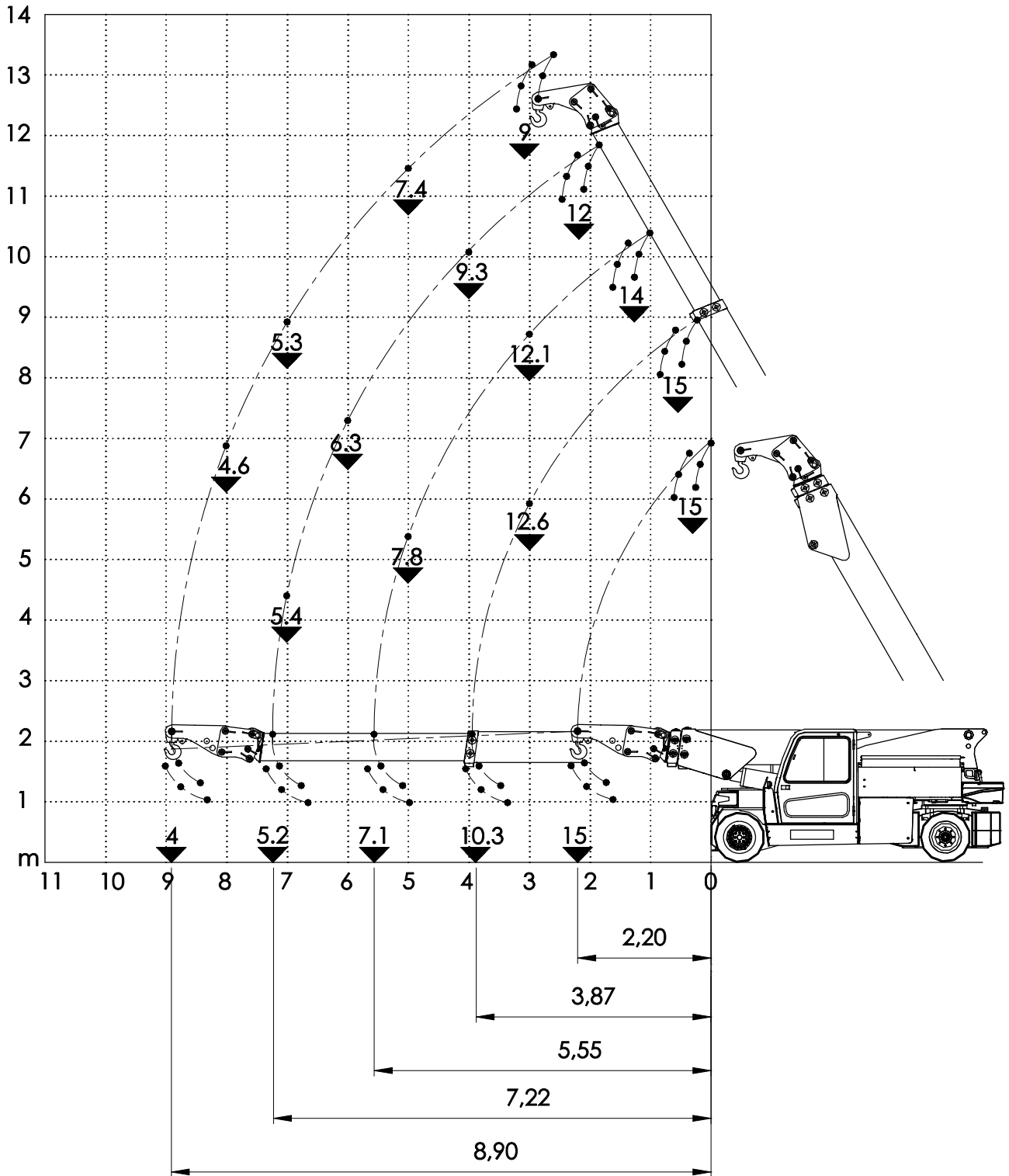
Z1+Z2+Z3

Cod.: 090-DIA-03052

Scala: 1:80

DIAGRAMMA DELLE PORTATE (t)
 CAPACITY DIAGRAM (t)
 TRAGLASTDIAGRAMM (t)
 LASTENDIAGRAM (t)
 TABLEAU DES CHARGES (t)
 DIAGRAMA DE LAS CARGAS (t)

JMG



MC 250 Z1+Z2+Z3

Cod.: 090-DIA-03042
 Scala: 1:90