



MOVING
SOLUTION

RENTAL
NOLEGGIO | VERMIETUNG

MC 100S



Elettrica - veloce - radiocomandata
Electric - quick - radio controlled
Elektrisch - schnell - Funkgesteuert



Massima capacità
Max capacity
Maximale Kapazität
10.000 Kg



Dimensioni mm
Dimensions mm
Maße mm
3955 x 1845 x 1970



80V 810 Ah - 8 ore di autonomia
80V 810 Ah - 8 hours of autonomy
80V 810 Ah - 8 Stunden Autonomie

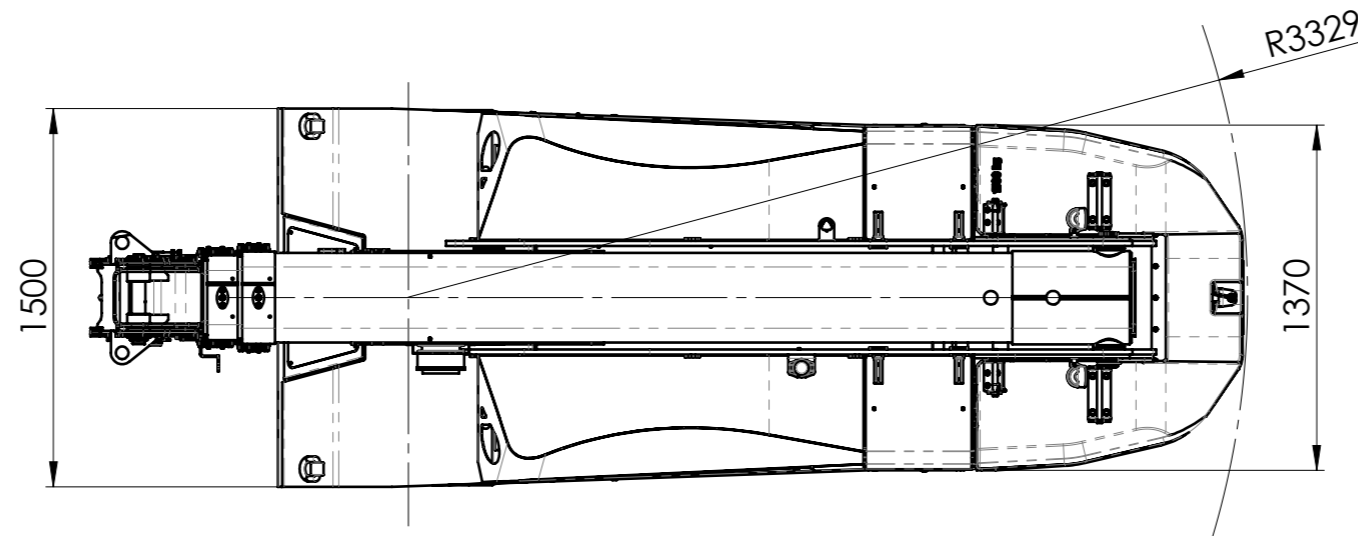
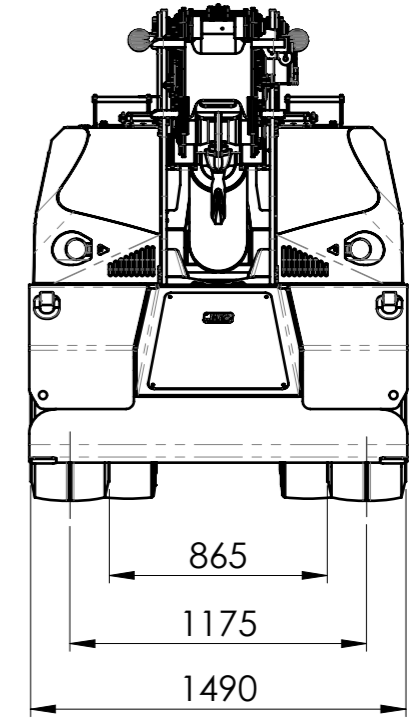
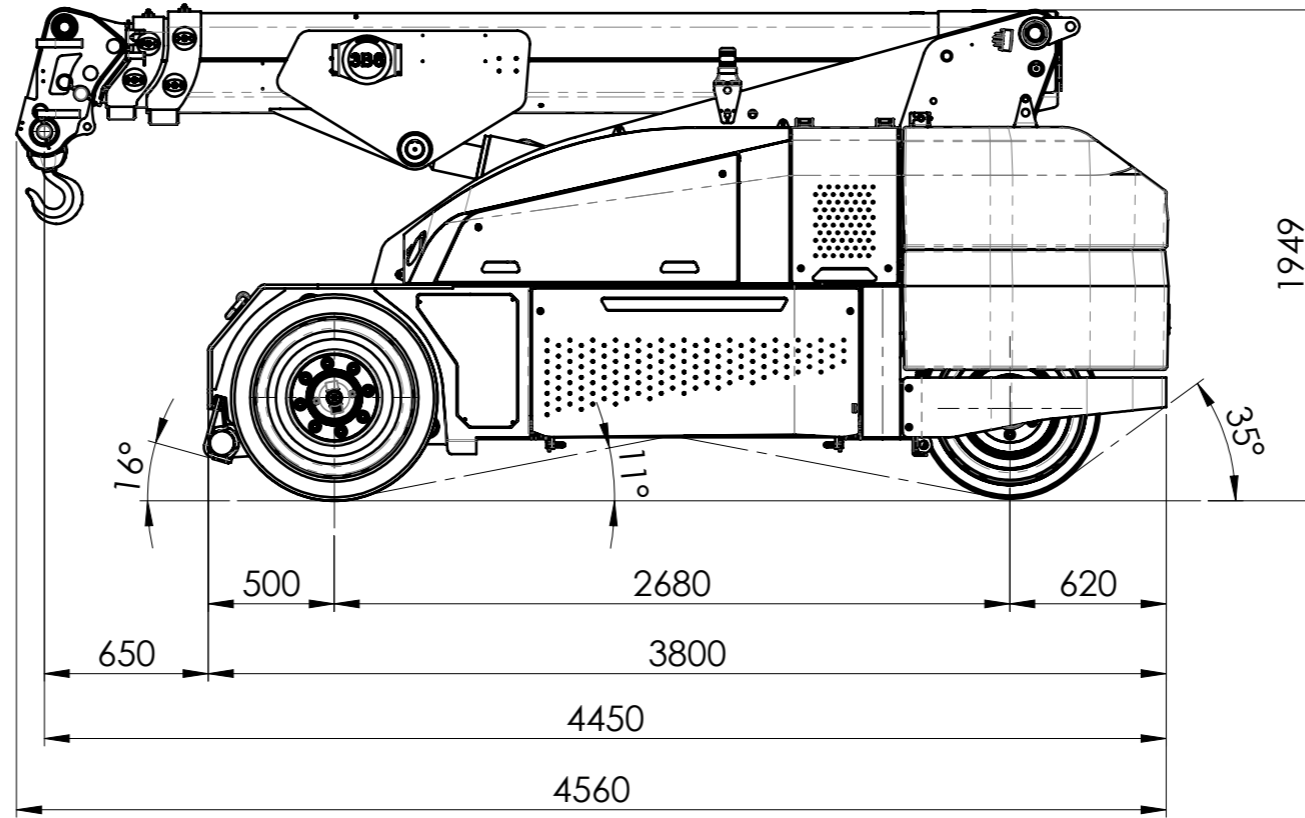
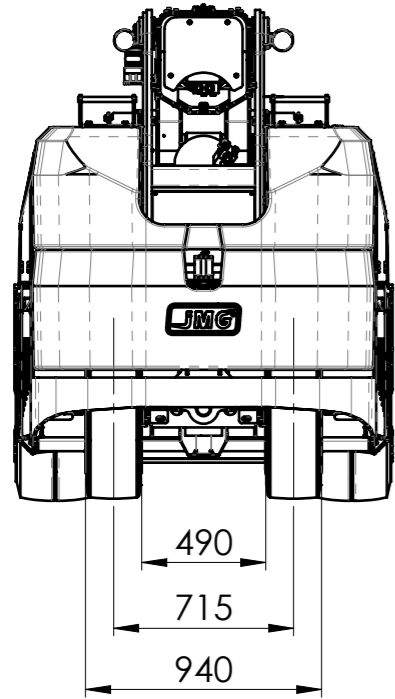


Angolo di inclinazione +65°/-10°
Angle of inclination +65°/-10°
Neigungswinkel +65°/-10°



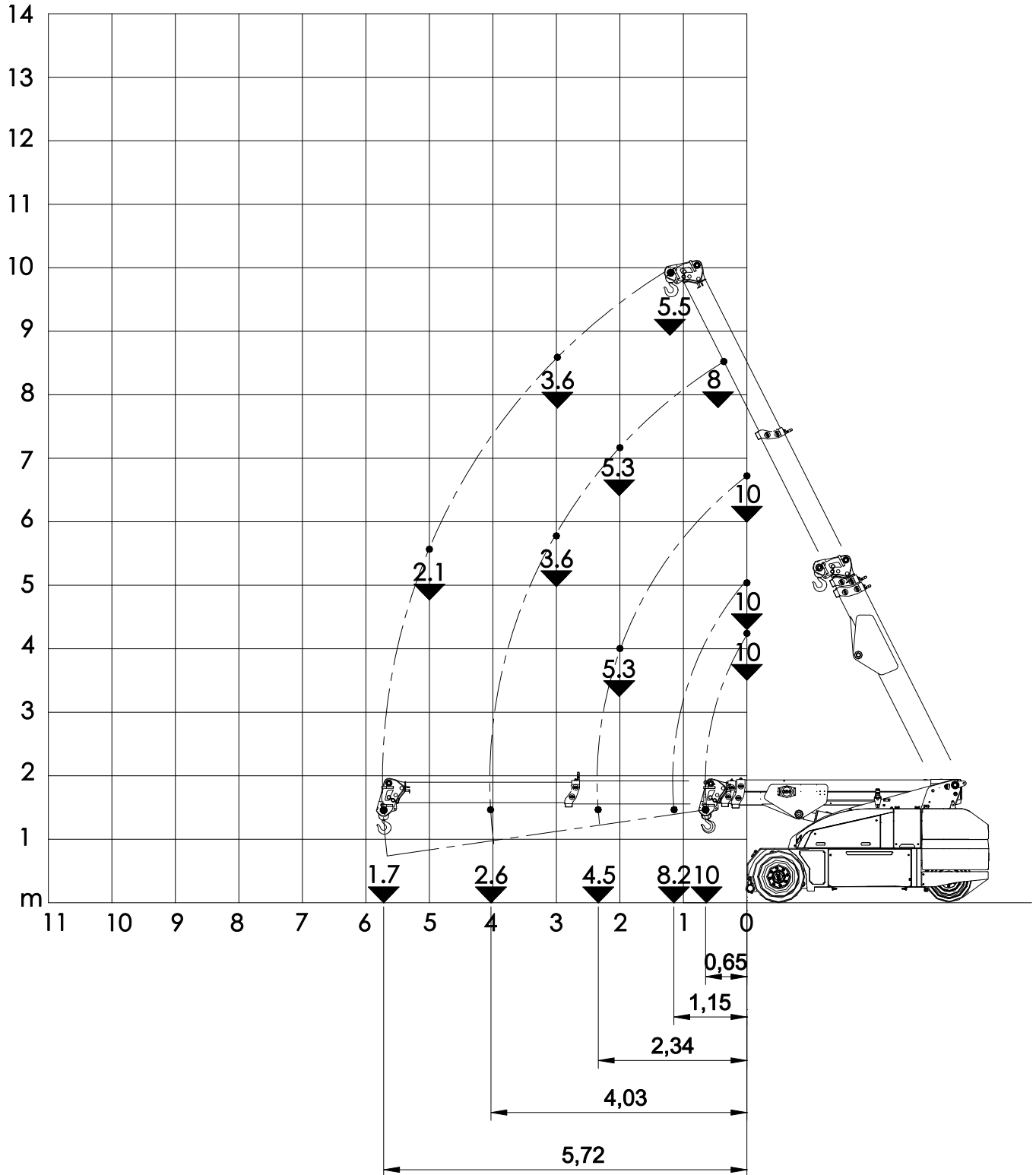
Motore elettrico 20kW- 80 V AC
Classe d'isolamento H
Electric motor 20kW- 80 V AC
Insulation class H
20kW- 80 V AC Elektromotor
Isolationsklasse H





REVISIONE	DESCRIZIONE MODIFICA	APPROVATA DA	APPROVATA DATA
00	EMISSIONE	Andrea Prazzoli	20/03/2018
000-COM-00474		REVISIONE	FOGLIO
00	1 di 1	SCALA	1:30
MC 100S		MASSA (kg)	10881,50
JMG		MATERIA PRIMA	TRATTAMENTO
Tolleranze generali secondo UNI EN 22768-mK		SALDATURA	
RUGOSITA' Ra in µm		DOVE NON INDICATO ESEGUIRE LE SALDATURE A FILO CONTINUO MAG SOTTO PROTEZIONE GASSOSA, TIPO SCHUTZGAS FILO TIPO ESC C5-3 DIN 8559. LE SALDATURE NON INDICATE DEVONO ESSERE ESEGUITE COL MINIMO DI SPESSORE PARI AL METALLO BASE.	
12,5 / (32 / 0,8 / 0,4)		DATA	18/01/2018
12,5 / (32 / 0,8 / 0,4)		FIRMA	Andrea Prazzoli
12,5 / (32 / 0,8 / 0,4)		DISEGNATO DA	20/03/2018
12,5 / (32 / 0,8 / 0,4)		APPROVATO DA	Andrea Prazzoli

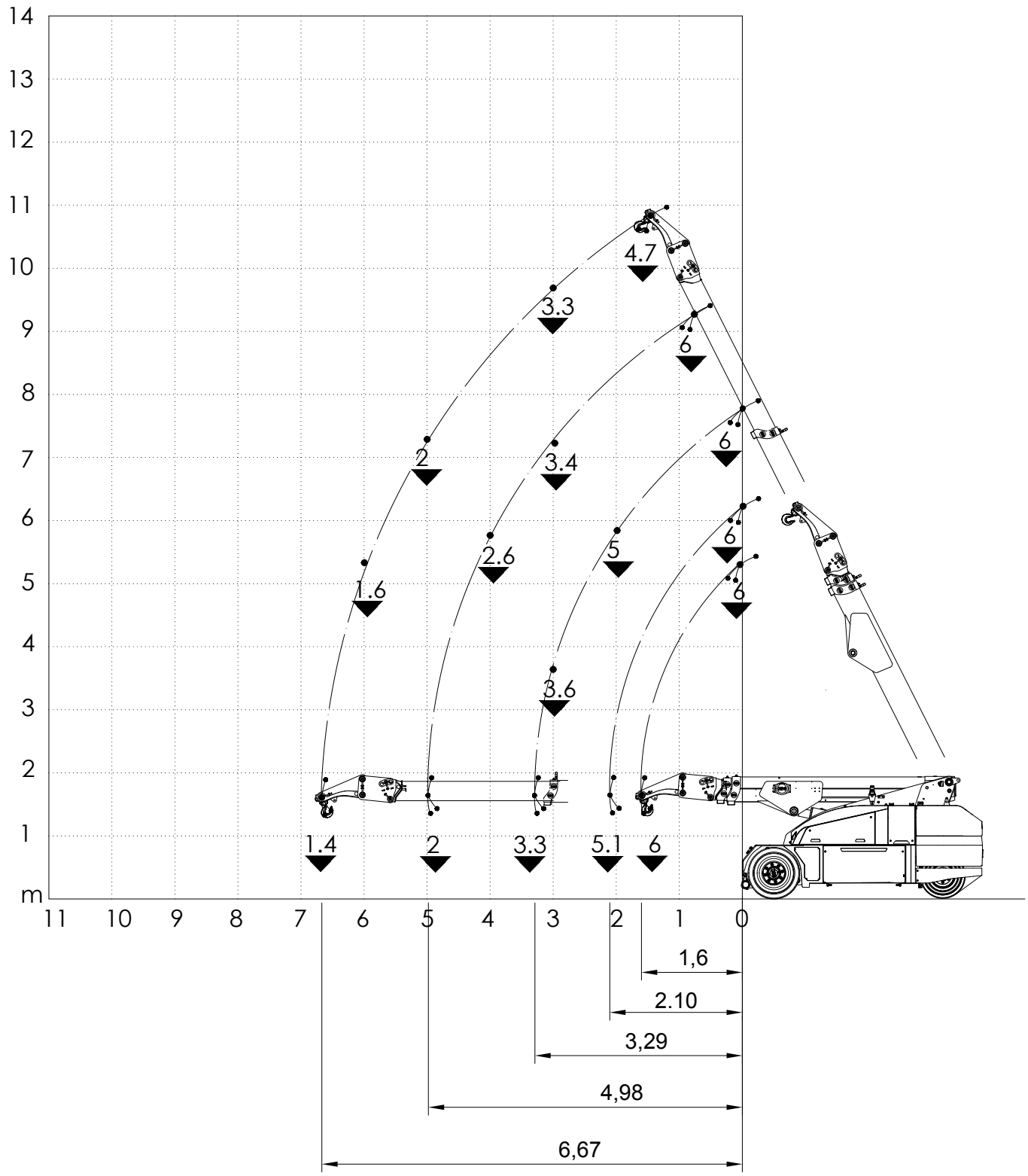
DIAGRAMMA DELLE PORTATE (t)
 CAPACITY DIAGRAM (t)
 TRAGLASTDIAGRAMM (t)
 LASTENDIAGRAM (t)
 TABLEAU DES CHARGES (t)
 DIAGRAMA DE LAS CARGAS (t)



MC 100S Z1+Z2

Cod.: 090-DIA-03193

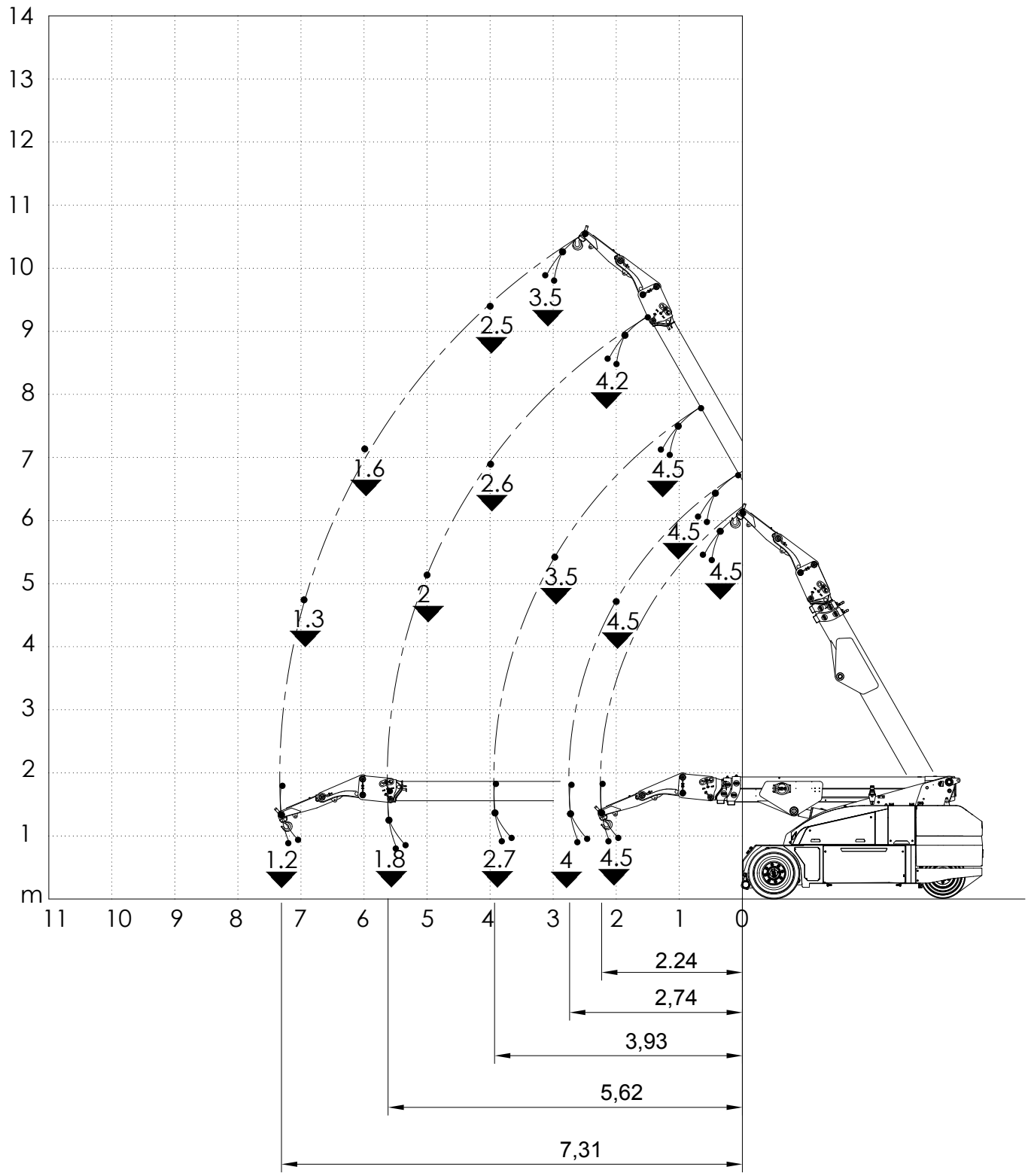
DIAGRAMMA DELLE PORTATE (t)
 CAPACITY DIAGRAM (t)
 TRAGLASTDIAGRAMM (t)
 LASTENDIAGRAM (t)
 TABLEAU DES CHARGES (t)
 DIAGRAMA DE LAS CARGAS (t)



MC 100S Z1+Z2

Cod.: 090-DIA-03241

DIAGRAMMA DELLE PORTATE (t)
 CAPACITY DIAGRAM (t)
 TRAGLASTDIAGRAMM (t)
 LASTENDIAGRAM (t)
 TABLEAU DES CHARGES (t)
 DIAGRAMA DE LAS CARGAS (t)



MC 100S Z1+Z2

Cod.: 090-DIA-03257